

**Abror R. Togaev<sup>1</sup>, Sadridin M. Khursanov<sup>2</sup>, Sergey L. Yanchuk<sup>3</sup>, Bekzod Sh. Toshonov<sup>4</sup>,  
Zulkhumor N. Tojiyeva<sup>5</sup>, Matluba M. Egamberdiyeva<sup>6</sup>**

## **FEATURES OF THE KAZAKH SETTLEMENT IN UZBEKISTAN AND THEIR CONTRIBUTION TO THE ECONOMY**

### **ABSTRACT**

The article is devoted to the study of the geographical distribution of Kazakhs in the Republic of Uzbekistan as of January 1, 2022, as well as the analysis of migration processes of the Kazakh diaspora. The work uses methods of demography, geography and modern GIS technologies to obtain the most complete and objective picture of the settlement of Kazakhs, as well as to assess the impact of migration on the socio-economic and cultural development of the country. The purpose of the study is to identify the geodemographic features of the settlement of Kazakhs in Uzbekistan, including an analysis of the population dynamics, interethnic interactions, as well as identifying factors influencing migration and changes in the lifestyle of Kazakhs in cities and rural areas. The article considers both historical background and modern migration trends, including internal and external migration flows. One of the key aspects of the work is the analysis of the number of Kazakhs by regions and districts of Uzbekistan. The highest concentration of Kazakhs is observed in the Tashkent Region and the city of Tashkent, which is due to economic and social factors, as well as developed infrastructure. Migration processes demonstrate a tendency towards an increase in the number of Kazakhs, but there is also a negative migration balance in some regions, such as the Republic of Karakalpakstan. An important part of the study is the study of ethnic mobility, including migration to Kazakhstan, which emphasizes the need for a more in-depth analysis of the socio-economic conditions affecting these processes. The article can serve as a theoretical and methodological basis for further research in the field of population geography and ethnodemographic changes in Central Asia.

**KEYWORDS:** urban and rural settlements, Kazakhs, Uzbekistan, settlement, diaspora, ethnocultural interaction

### **INTRODUCTION**

The Kazakhs, as one of the largest Turkic peoples, have a rich and complex history, closely connected with migrations and settlement within the vast Turkic world. Their nomadic way of life, conditioned by geographical and climatic conditions, contributed to the wide distribution of the Kazakhs in the territory of modern Central Asia and beyond.

---

<sup>1</sup> National University of Uzbekistan named after Mirzo Ulugbek, Faculty of Geography and GIS, 4, Universitetskaya str., Tashkent, 100174, Uzbekistan, *e-mail*: [togayev\\_a@nuu.uz](mailto:togayev_a@nuu.uz)

<sup>2</sup> National University of Uzbekistan named after Mirzo Ulugbek, Faculty of Geography and GIS, 4, Universitetskaya str., Tashkent, 100174, Uzbekistan, *e-mail*: [xursad-96@mail.ru](mailto:xursad-96@mail.ru)

<sup>3</sup> National University of Uzbekistan named after Mirzo Ulugbek, Faculty of Geography and GIS, 4, Universitetskaya str., Tashkent, 100174, Uzbekistan, *e-mail*: [yanchuksl@mail.ru](mailto:yanchuksl@mail.ru)

<sup>4</sup> National University of Uzbekistan named after Mirzo Ulugbek, Faculty of Geography and GIS, 4, Universitetskaya str., Tashkent, 100174, Uzbekistan, *e-mail*: [toshonovbek@gmail.com](mailto:toshonovbek@gmail.com)

<sup>5</sup> National University of Uzbekistan named after Mirzo Ulugbek, Faculty of Geography and GIS, 4, Universitetskaya str., Tashkent, 100174, Uzbekistan, *e-mail*: [ztadjieva@mail.ru](mailto:ztadjieva@mail.ru)

<sup>6</sup> National University of Uzbekistan named after Mirzo Ulugbek, Faculty of Geography and GIS, 4, Universitetskaya str., Tashkent, 100174, Uzbekistan, *e-mail*: [egamberdiyeva\\_m@nuu.uz](mailto:egamberdiyeva_m@nuu.uz)

Formation of the Kazakh ethnic group and settlement until the 18th century: the territory of modern Kazakhstan has been populated since ancient times. It was inhabited by Saka and Turkic tribes, which became the basis for the formation of the Kazakh people.

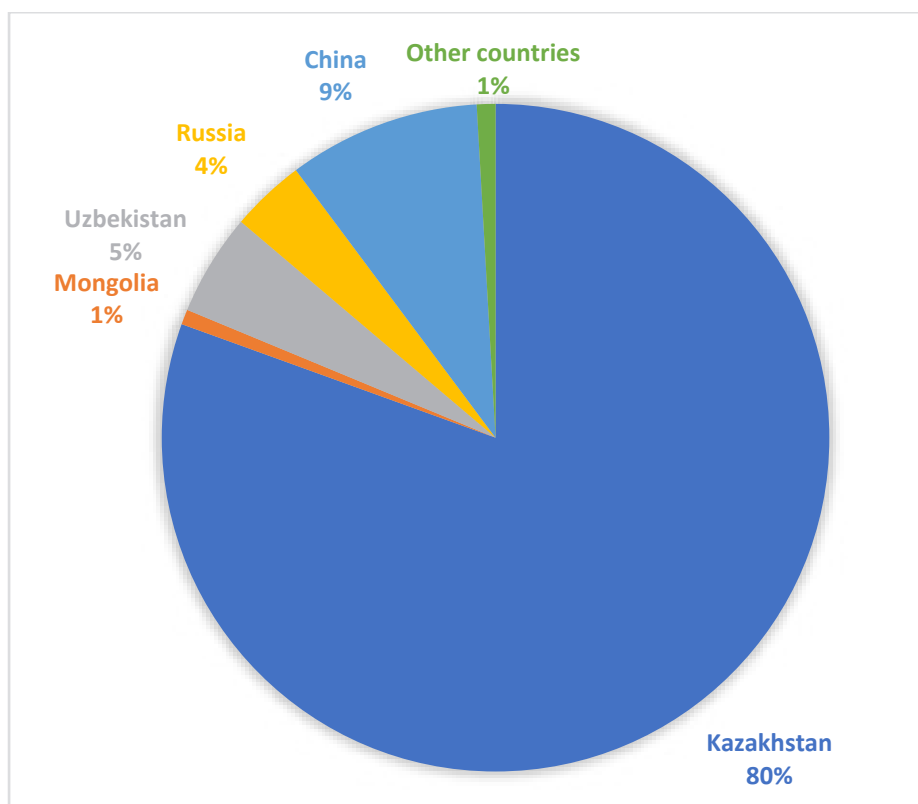


Fig. 1. The share Kazakhs in the main countries of their settlement 2021

The peoples of Central Asia were studied by S. P. Tolstov, Ya. G. Gulyamov, K. Shoniyozov, A. Askarov, including the study of the Kazakh ethnic group — S. D. Asfendiyarov, G. Markov, T. Zhdanko, S. G. Agadzhanov, B. Kh. Karmysheva, A. D. Dzhikiev, H. Margulan, M. Mukanova, O. B. Ata-Mirzaev, A. Ashirov, G. R. Mirzaev and many others. Research by [Abuova, 2024] analyzes the economic reasons for the migration of Kazakhs to Kazakhstan, but does not consider the diaspora in Uzbekistan.

V. N. Fedorko, S. L. Yanchuk, and Sh. B. Kurbanov characterized the modern ethnic geography of Uzbekistan. V. N. Fedorko studied the transformation of the ethnic composition of the population and the territorial structure of the main nationalities of Uzbekistan between 1989 and 2019 [Fedorko, 2020], but comprehensive historical and geographical studies of the settlement and lifestyle of individual ethnic groups in Uzbekistan have not been carried out.

The article [Nazarov et al., 2020] examines the cultural and historical potential of the Kashkadarya Region of Uzbekistan, emphasizing its role in tourism development. The authors note the importance of interregional ties for sustainable tourism development, which can indirectly affect migration processes and cultural exchange, including diasporas.

Research by [Sergeyeva et al., 2022] is devoted to the development of cross-border tourism between Kazakhstan and Uzbekistan. The authors analyze how cooperation in the field of tourism contributes to the strengthening of economic and cultural ties, which can create conditions for the formation of transnational communities, including the Kazakh diaspora.

Article by [Tojiyeva et al., 2024] examines changes in the settlement patterns of rural population in Uzbekistan, including migration trends. Although the Kazakh diaspora is not mentioned directly, the study highlights the role of internal migration and urbanization, which may influence the ethnodemographic structure of regions where Kazakhs live.

Uzbekistan is one of the multinational countries in the world. Of the more than 130 peoples of the country, the Uzbeks are the most numerous, followed by the Tajiks, Kazakhs, Russians, Karakalpaks, Tatars, Koreans, Kyrgyz, Turkmens, Ukrainians, etc. The Kazakhs are the third largest people in Uzbekistan. They have long settled in the country and actively participate in the socio-economic and cultural life of the republic. Kazakhs, like other peoples living in Uzbekistan, are settled in all internal regions of the country, including the Tashkent Region and the city of Tashkent. The appearance of the Kazakhs on Uzbek land since ancient times is associated with both the historical closeness of the two peoples and the difference in their way of life: nomadic Kazakhs settled in places suitable for pastures, while sedentary Uzbeks mainly in urban settlements, trade centers, as well as in areas suitable for agriculture. The two nations lived in harmony, following the well-known folk proverb “Protect your home not with stones, but with friends”. The history of our nations, who have lived side by side on this land for a long time, goes back more than one millennium. We have always been united by friendship and mutual support. Our historical, civilizational community, linguistic kinship, spiritual values play an important role in maintaining unbreakable peace and harmony between us, mutual respect, and in further rapprochement of our countries and peoples. The Uzbeks have a proverb “Uzoq karindoshdan yaqin qo‘shni afzal” (“A close neighbor is better than a distant relative”), among the Kazakhs — “Tuusy zhakyn zhakyn emes, konysy zhakyn zhakyn” (“Good neighborliness is stronger than family ties”). From this point of view, the Almighty himself has sent us a priceless gift — to live next to each other, to be neighbors, good friends and reliable partners. We in Uzbekistan greatly value the ties of friendship and brotherhood with Kazakhstan and will strive to further strengthen the dialogue and bilateral cooperation. Shavkat Mirziyoyev: “Together we will build our common wonderful future”.

The object of the study is the settlement system by regions of the Republic of Uzbekistan, while the subject of the study is the settlement of Kazakhs in the Republic of Uzbekistan.

The aim of the study is to identify geodemographic characteristics of the settlement of Kazakhs in the Republic of Uzbekistan. The work was carried out at the intersection of demography and economic and social geography.

To achieve this goal, the following research tasks were set:

- study the history of settlement and the dynamics of the Kazakh diaspora;
- analyze the settlement of Kazakhs in the Republic of Uzbekistan;
- analyze demographic and ethnic processes among Kazakhs;
- study the way of life of the Kazakhs of the Republic of Uzbekistan.

The scientific novelty lies in the fact that, for the first time in the Republic of Uzbekistan, a comprehensive demographic and behavioral analysis has been applied to study the settlement of an ethnic group in a specific region of the country.

In addition, the article includes an analysis of:

- resettlement of Kazakhs within the Republic of Uzbekistan;
- geographical differentiation of the Kazakh way of life;
- interethnic interactions of Kazakhs with other ethnic groups.

### **Main research questions and hypotheses**

This work examines the growth of the Kazakh population, the modern settlement of Kazakhs in the Republic of Uzbekistan and the natural and mechanical movement of the Kazakh

population and demonstrates the differences in the lifestyle of Kazakhs between cities and villages, and highlights their participation in the cultural and socio-economic life of Uzbekistan.

The scientific significance of the scientific article is that this work can serve as a theoretical and methodological basis for complex historical and geographical studies of the lifestyle of other ethnic groups inhabiting the Republic of Uzbekistan. In addition, the conceptual approaches used by the authors can be applied to the development of the theory and methodology of behavioral geography — a new non-traditional and rapidly developing field of science — in the Republic of Uzbekistan.

## RESEARCH MATERIALS AND METHODS

### Characteristics of the methods used in the study

The theoretical and methodological basis of the scientific work were the works of domestic and foreign scientists in the field of social, behavioral geography, population geography, demography and ethnography, as well as statistical data of the State Statistics Committee of the Republic of Uzbekistan, data from periodicals.

The use of modern GIS technologies to analyze the geographical distribution of the Kazakh diaspora emphasizes the innovative nature of the study. These technologies made it possible to objectively assess the spatial characteristics of settlement and migration processes. It is also worth noting the use of comparative analysis to study the dynamics of numbers and interethnic interactions, which helps to identify key trends.

The methodological base is based on the works of domestic and foreign scientists, such as Z. N. Tojiyeva, V. N. Fedorko, S. L. Yanchuk, Sh. B. Kurbanov, Ya. G. Gulyamov, K. Shoniyo-zov and others, which gives the work theoretical depth. However, the section could be supplemented with a more detailed description of specific data processing methods (for example, GIS analysis algorithms or statistical models), which would increase the transparency of the methodology.

The methodological toolkit is a synthesis of general scientific and special methods:

1. **Demographic analysis.** To study the dynamics of the population and migration processes of the Kazakh diaspora.
2. **Statistical analysis.** To process quantitative data and identify correlations.
3. **Comparative-geographical method.** To analyze the spatial distribution of Kazakhs by regions and districts of Uzbekistan.
4. **Historical-genetic method.** To study the historical prerequisites for the formation of the modern picture of settlement.

Thus, the applied complex approach at the junction of several scientific disciplines allows to ensure the completeness, objectivity and scientific reliability of the study.

Overall, the section demonstrates scientific validity and interdisciplinary approach, creating a solid basis for the analysis of the Kazakh diaspora settlement. The proposed methods can be used for further research in the field of ethnodemography and behavioral geography in Central Asia.

## RESEARCH RESULTS AND DISCUSSION

Uzbekistan is one of the multinational countries in the world. Of the more than 130 peoples of the country, the Uzbeks are the most numerous, followed by Tajiks, Kazakhs, Russians, Karakalpaks, Tatars, Koreans, Kyrgyz, Turkmens, etc.

At present, the Kazakhs make up about 830 thous. people, occupying the 3rd place in Uzbekistan in terms of numbers. Kazakhs, like other peoples living in Uzbekistan, are settled throughout all the internal regions of the country.

Presented Table 1 shows dynamics of national composition of population of Uzbekistan in the period from 1991 to 2019. Data reflect the number of the main ethnic groups living in the country, and allow us to identify key trends in demographic change situations.

*Table 1. The most numerous ethnic groups of the Republic of Uzbekistan (1991–2019)*

All population	1991		2001		2011		2019	
	people	%	people	%	people	%	people	%
Total population	20 607 643	100	24 813 109	100	29 123 367	100	33 255 638	100
Uzbeks	14 995 263	72.8	19 444 291	78.4	23 985 153	82.4	27 989 051	84.2
Tajiks	980 734	4.8	1 202 012	4.8	1 411 554	4.8	1 596 111	4.8
<b>Kazakhs</b>	<b>845 261</b>	<b>4.1</b>	<b>988 965</b>	<b>4.0</b>	<b>832 661</b>	<b>2.9</b>	<b>808 704</b>	<b>2.4</b>
Russians	1 593 820	7.7	1 133 334	4.6	837 454	2.9	731 457	2.2
Karakalpaks	431 885	2.1	534 816	2.2	641 550	2.2	730 285	2.2

*Source: Table compiled by the authors using data State Committee of the Republic of Uzbekistan by statistics*

**Population growth.** Over the considered period, Uzbekistan experienced significant growth in its total population. This reflects positive natural population growth.

The total population of Uzbekistan has grown significantly, driven primarily by a high rate of natural increase. In contrast, the Kazakh population in Uzbekistan has seen only modest changes. According to the 1989 census, there were 802 200 Kazakhs; by 2022, this number had risen slightly to 824 400. However, as will be shown below, the Kazakh population experienced periods of both growth and decline over time. Notably, despite this marginal increase in absolute numbers, the share of Kazakhs within Uzbekistan’s total population has consistently declined. This trend is the result of two key factors: relatively low natural population growth among Kazakhs in Uzbekistan, combined with sustained emigration to Kazakhstan.

Table 2 shows the highest concentration of Kazakhs is observed in several regions of Uzbekistan. Karakalpakstan, with its historical and cultural ties with Kazakh regions, is traditionally a zone of compact residence of Kazakhs. A high number of Kazakhs is noted in the Tashkent Region and the city of Tashkent itself, which is explained by the attractiveness of a large metropolis with developed infrastructure and employment opportunities. A significant number of Kazakhs live in the Navoi, Jizzakh and Syrdarya regions. In other regions of Uzbekistan, the number of Kazakhs is significantly lower, which indicates the unevenness of their settlement.

*Table 2. The number of Kazakhs in the regions of the Republic of Uzbekistan, January 1, 2022*

Region	Total population, people	Kazakhs	
		People	Share, %
Republic of Karakalpakstan	1 948 500	296 527	15.2
Andijan	3 253 500	930	0.0
Bukhara	1 976 800	16 537	1.0
Jizzakh	1 443 400	28 266	1.9
Kashkadarya	3 408 300	1 950	0.1
Navoi	1 033 900	37 466	3.6
Namangan	2 931 100	919	0.0

Region	Total population, people	Kazakhs	
		People	Share, %
Samarkand	4 031 300	5 014	0.1
Surkhandarya	2 743 200	2 703	0.1
Syrdarya	878 600	12 897	1.5
Tashkent	2 941 500	344 122	11.7
Fergana	3 896 400	961	0.0
Khorezm	1 924 900	10 697	0.6
Tashkent City	2 860 600	65 399	2.3

Source: The table was compiled by the author using data from the Statistical Agency under the President of the Republic of Uzbekistan

In Table 3 we can see the top 9 districts; of these, in the five districts (Tamdinsky, Yukori Chirchik, Kanimekh, Bostanlyk, Chinaz) the number of Kazakhs exceeds 10 thousand people.

Yukori Chirchik District leads in both total population and the absolute number of Kazakhs. However, Tamdy District ranks first in terms of the proportion of Kazakhs within its population, at 52.9%.

*Table 3. Districts with the largest number of Kazakhs on January 1, 2022*

District	Total population, people	Kazakhs	
		People	Share, %
Tamdy	15 400	8 150	52.9
Yukori Chirchik	137 100	68 118	49.7
Kanimekh	36 800	13 487	36.6
Kungrad	132 800	35 911	27.2
Bostanlyk	172 800	44 122	25.5
Chinaz	139 200	27 279	19.6
Parkent	172 200	27 073	15.7
Uchkuduk	38 400	6 279	16.3
Bektimir	48 900	6 638	13.6

Source: The table was compiled by the author using data from the Statistical Agency under the President of the Republic of Uzbekistan

Table 4 contains data on external migration for the period from 2015 to 2021. Estimates of the population of Kazakhs in Uzbekistan published by Uzstat show an increase in the number of Kazakhs in Uzbekistan in the first years after the census (808 200 in 1989, 845 300 in 1991), followed by a decline (832 700 in 2011, 799 100 in 2015).

However, from 2015 to 2022, a steady increase in the overall number of Kazakhs in Uzbekistan was observed. By 2022, their number increased to 824 368 people. This indicates a positive dynamic in the demographic development of the Kazakh diaspora in the country. Immigration rates show significant fluctuations over the period under review. The initial period (2015–2017) is characterized by a relatively low level of immigration, with a noticeable increase in 2017 (5 002 people). In 2018, there is a slight decrease in the immigration flow (5 001 people), but then a period of decline follows in 2019 and 2020. The most significant increase in immigration occurs in 2021 and 2022 (8 168 and 5 588 people, respectively).

*Table 4. External migration of Kazakhs, Republic of Uzbekistan, January 1, 2022*

<b>Year</b>	<b>Kazakhs, total</b>	<b>Immigrated</b>	<b>Emigrated</b>	<b>Migration balance, people</b>
2015	799 078	1 356	13 102	-11 746
2016	800 452	3 046	12 023	-8 977
2017	803 350	5 002	10 995	-5 993
2018	805 833	5 001	10 782	-5 781
2019	808 704	4 052	10 035	-5 983
2020	813 627	3 045	5 578	-2 533
2021	821 172	8 168	15 672	-7 510
2022	824 368	5 588	10 100	-4 504

*Source: The table was compiled by the author using data from the Statistical Agency under the President of the Republic of Uzbekistan*

The analysis of migration flows shows a mixed picture. Tashkent demonstrates a positive migration balance. At the same time, most regions are characterized by a negative migration balance. This trend is most pronounced in Karakalpakstan, where the negative balance reaches a significant value (-3422 people).

*Table 5. External migration of Kazakhs by region in the Republic of Uzbekistan, January 1, 2022*

<b>Region</b>	<b>Total population of Kazakh people</b>	<b>Immigration</b>	<b>Emigration</b>	<b>Migration balance</b>
Republic of Karakalpakstan	2 965 27	897	4 319	-3 422
Andijan	930	2	13	-11
Bukhara	16 537	11	63	-52
Jizzakh	28 266	25	60	-35
Kashkadarya	1 950	11	56	-45
Navoi	37 466	219	386	-167
Namangan	919	0	18	-18
Samarkand	5 014	12	50	-38
Surkhandarya	2 703	8	61	-53
Syrdarya	12 897	19	78	-59
Tashkent	344 122	1 869	3 753	-1 884
Fergana	961	2	33	-31
Khorezm	10 697	37	135	-98
Tashkent City	65 399	2 476	1 075	1 401

*Source: The table was compiled by the author using data from the Statistical Agency under the President of the Republic of Uzbekistan*

Table 6 shows a steady increase in the total number of Kazakhs in Uzbekistan over the period from 2015 to 2022. While in 2015 their number was 799 078, by 2022 this figure had increased to 824 368. This indicates a positive dynamic in the demographic development of the Kazakh diaspora in the country. Immigration rates show significant fluctuations over the period under review. The initial period (2015–2017) is characterized by a relatively low level of immigration, with a noticeable increase in 2017 (5 002 people). In 2018, there is a slight decrease in the

immigration flow (5 001 people), but then a period of decline follows in 2019 and 2020. The most significant increase in immigration occurs in 2021 and 2022 (8 168 and 5 588 people, respectively). Such volatility may be due to various socio-economic and political factors both in Uzbekistan and in the countries of origin of immigrants. Emigration rates also show uneven dynamics, but generally exceed immigration rates for most of the period. The highest emigration rates were observed in the initial period (2015–2017), exceeding 10 000 people annually. In 2019 and 2020, there was a sharp decrease in emigration outflow, especially in 2020 (5 578 people), which may be due to restrictions on movement caused by the COVID-19 pandemic.

*Table 6. Mechanical movement of the Kazakh ethnic group in Uzbekistan*

<b>Years</b>	2018	2019	2020	2021	2022
<b>Immigration, people</b>	5 001	4 052	3 045	8 162	5 588
<b>Emigrant, people</b>	10 782	10 035	5 578	15 672	10 100
<b>Migration balance, people</b>	–5 781	–5 983	–2 533	–7 510	–4 512

*Source: Figure compiled by the author using data from the Statistical Agency under the President of the Republic of Uzbekistan*

After 2020, there is a significant increase in emigration in 2021 (15 672 people), followed by a slight decrease in 2022 (10 100 people), although the level of emigration remains high. The excess of emigration over immigration in most years, at first glance, contradicts the overall growth of the Kazakh population. This can be explained by the high natural population growth within the Kazakh diaspora in Uzbekistan, which compensates for the migration outflow. For a more accurate analysis, it is necessary to have data on the birth and death rates in this ethnic group.

Despite the predominance of emigration flows over immigration in most of the years under review, the total number of Kazakhs in Uzbekistan shows steady growth.

The dynamics of both immigration and emigration are characterized by significant volatility, which indicates the influence of various external and internal factors. Table 6 is a valuable source of information for understanding the demographic processes affecting the Kazakh diaspora in Uzbekistan. Further analysis taking into account additional data will provide a more complete picture of the observed trends.

Kazakhs mainly live in rural areas, especially in the steppe and desert regions, where they traditionally practiced nomadic and semi-nomadic cattle breeding. In cities (Tashkent, Nukus, Chirchik), Kazakhs are a minority, but they maintain cultural communities and schools with Kazakh as the language of instruction. The distribution is uneven: the main concentration of cases is in the oases and border areas of Kazakhstan, where the population density is higher than in desert areas.

**Language and education.** Kazakh is a Kipchak language and is widely used in Kazakh communities. There are 417 Kazakh-language schools in Uzbekistan (as of 2016), as well as university departments with Kazakh-language instruction in Tashkent, Navoi regions and Karakalpakstan. Russian is also widely spoken among traditional Kazakhs, especially in Tashkent.

**Traditions and occupations.** Historically, Kazakhs were nomadic cattle breeders, which determined their settlement in the steppe regions. They bred horses, sheep and camels to import products to the cities of Central Asia. Traditional crafts include wool processing, felt making, carpets, yurts and clothing (hats, raincoats, saddle blankets). In modern conditions, many Kazakhs have moved to a sedentary lifestyle, engaging in agriculture, trade or working in cities.

**Cultural centers.** The Kazakh National Cultural Centre in Uzbekistan promotes language, traditions and education. However, representatives of the centre are limited in providing some information due to the need for approval from the authorities. Cultural associations operate in Tashkent and Nukus, and festivals and holidays such as Nauryz are organized.

Kazakhs in Uzbekistan preserve their identity through language, traditions and cultural centers. Uzbekistan needs to expand access to Kazakh-language education and healthcare in areas with a high Kazakh population.

POPULATION BIRTH MAP

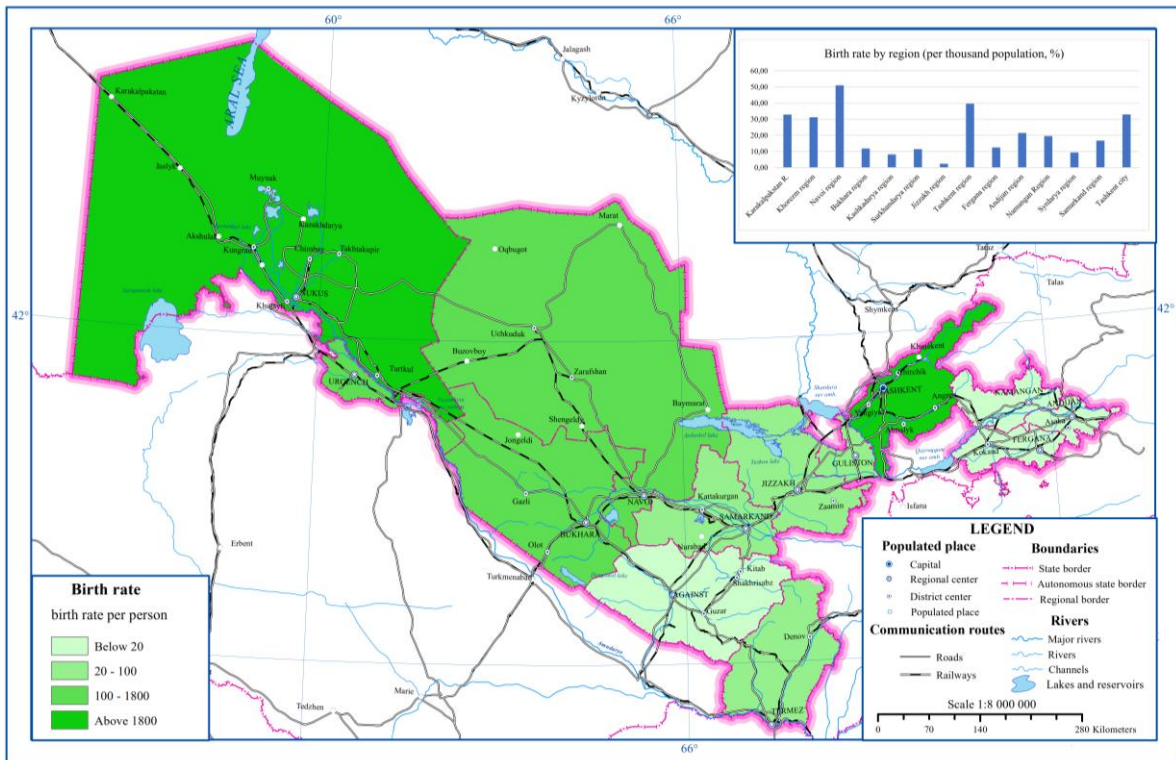


Fig. 2. Birth rate of the Kazakh ethnic group in the territory of the Republic of Uzbekistan on January 1, 2022. Source: The figure was created by the author using data from the Statistics Agency under the President of the Republic of Uzbekistan

This map shows the distribution and density of Kazakh ethnic groups in the Republic of Uzbekistan. The analysis of the map allows us to make the following observations.

**Uneven distribution.** The Kazakh population is unevenly distributed across Uzbekistan. The highest population density is observed in the northern regions of the republic adjacent to Kazakhstan, such as the Republic of Karakalpakstan, as well as in the Tashkent Region and the city of Tashkent.

**Connection with historical and geographical factors.** The concentration of the Kazakh population in the northern regions is historically due to the proximity to Kazakhstan, which contributed to migration processes and the maintenance of cultural ties.

**Population density.** The color scale on the map indicates the different density of the Kazakh population in different administrative units. The most saturated colors in the northern regions indicate a high concentration of representatives of this ethnic group.

**Urban and rural settlement.** The map also shows cities of various sizes. It is evident that a significant portion of the Kazakh population lives both in urban centers (e. g. Tashkent, Nukus) and in rural areas, especially in high-density areas. The presented map is a valuable tool for

understanding the spatial distribution of the Kazakh population in Uzbekistan. It clearly demonstrates the unevenness of settlement with a predominance in the northern regions.

*Table 7. Birth and mortality rates of Kazakhs in the Regions of the Republic of Uzbekistan, January 1, 2022*

Regions	Total birth, Kazakhs people	Total mortality, of Kazakhs people	Birth rate, regions per 1 000	Birth rate, of Kazakhs per 1 000	Mortality, regions per 1 000	Mortality, of Kazakhs per 1 000
Republic of Karakalpakstan	9 757	583	22	33	4.9	2
Andijan	20	2	26.5	20	4.7	2.2
Bukhara	196	13	22.8	11.6	4.6	0.1
Jizzakh	68	10	28.2	2.4	4.7	3.8
Kashkadarya	16	–	28.8	8.2	5	–
Navoi	1 912	129	25.4	51.2	4	3.4
Namangan	18	2	28	18	4.6	2.2
Samarkand	84	200	27.7	16.8	4.8	39.8
Surkhandarya	41	6	29.7	15.1	5	2.2
Syrdarya	121	8	26.5	9.3	4.9	0.6
Tashkent	13 632	982	25	39.6	5	2.9
Fergana	12	1	26	12	4.7	1
Khorezm	334	19	23.3	32.1	4.9	1.8
Tashkent City	2 157	180	25.9	48.2	5.6	2.8

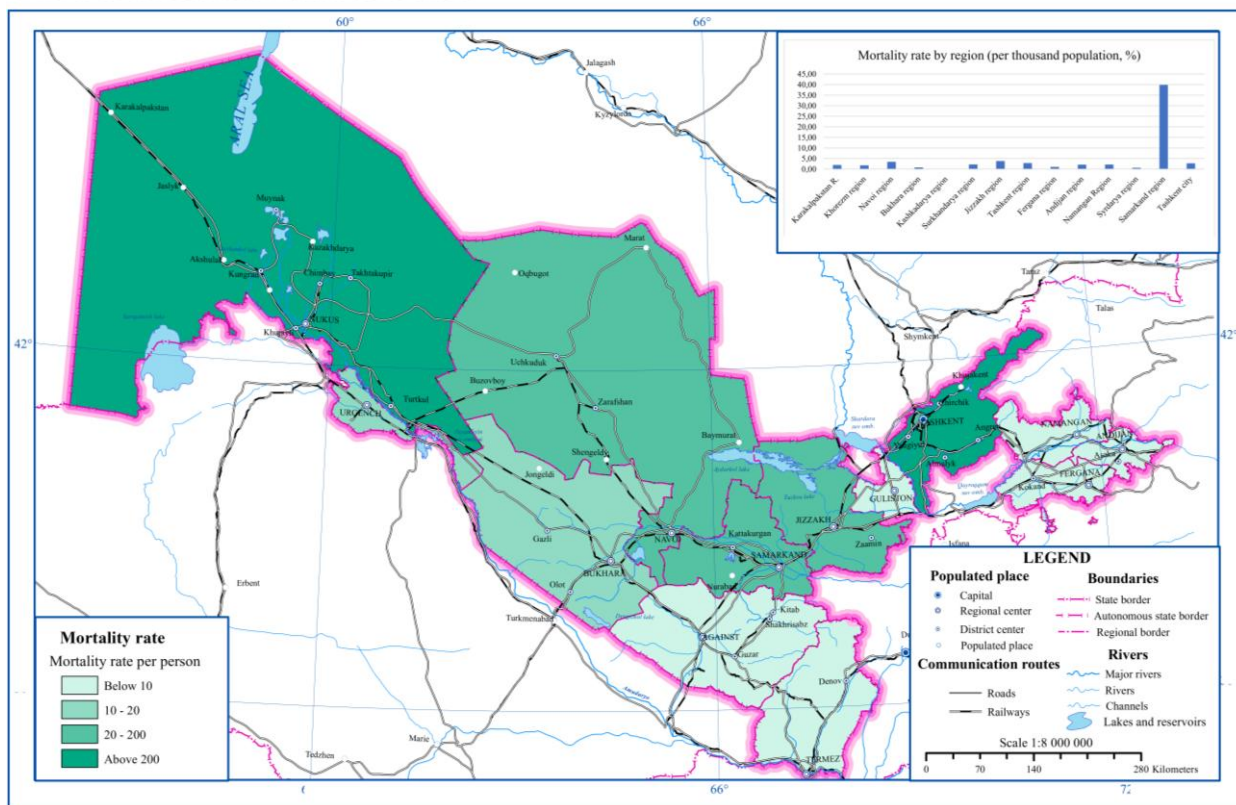
*Source: Figure compiled by the author using data from the Statistical Agency under the President of the Republic of Uzbekistan*

The table reflects the demographic indicators of the Kazakh population in 14 regions of Uzbekistan for 2021, including the absolute values of births and deaths, as well as coefficients per 1 000 people compared to regional averages.

**Birth rate.** Regional values — 22–29.7 ‰ (median 26 ‰). For Kazakhs — 2.4–51.2 ‰ (median 16 ‰). In 8 regions (Navoi, Tashkent, Karakalpakstan, etc.), the coefficient is higher than the regional one, indicating increased fertility; in 6 — lower.

**Mortality.** Regional — 4–5.6 ‰ (median 4.9 ‰). For Kazakhs — 0.1–39.8 ‰ (median 2.2 ‰). In 11 regions below the regional one, assuming better survival, high birth rates of Kazakhs correlate with their concentration (Tashkent Region, Navoi). Low mortality prevails, except for exceptions, which may reflect the young population structure.

POPOULATION MORTALITY MAP



*Fig. 3. Mortality rate of the Kazakh ethnic group in the territory of the Republic of Uzbekistan on January 1, 2022. Source: The figure was created by the author using data from the Statistics Agency under the President of the Republic of Uzbekistan*

Kazakhs in Uzbekistan actively participate in migration processes, which is due to historical, economic and social factors. For example: Kazakhstan attracts labor migrants from Uzbekistan, including ethnic Kazakhs. Our fellow citizens — Kazakhs — make a worthy contribution to the development of the republic. We are proud that almost 700 of them have been awarded high state awards. Among them are Heroes of Uzbekistan, senators and deputies, ministers and generals, heads of large enterprises. People’s artist of the Republic of Kazakhstan, Ural Tansykbaev, a native of Tashkent, where his memorial House-Museum now operates, lived and worked in Uzbekistan. The work of the talented sculptor Zholdasbek also gained great fame in the region. Expansion of cultural and humanitarian ties is an important factor in strengthening the fraternal ties of our peoples. A striking example was the holding of the Year of Uzbekistan in Kazakhstan in 2018 and the Year of Kazakhstan in Uzbekistan in 2019. Joint programs are being implemented in the fields of science, education, culture and art, and sports. This, of course, pleases us. We must in every possible way promote this process, which is a clear example of the development of public diplomacy.

**CONCLUSIONS**

The conducted study of the geographical distribution and migration processes of the Kazakh diaspora in the Republic of Uzbekistan demonstrates the main geodemographic features of the settlement of Kazakhs and their socio-economic role in the country. The main conclusions of the study are as follows.

**Uneven distribution of the Kazakh population.** The highest concentration of Kazakhs is in the Tashkent Region (11.7 %), Tashkent City (2.3 %) and the Republic of Karakalpakstan (15.2 %), due to economic opportunities, developed infrastructure and historical ties with Kazakhstan. In other regions, such as Andijan, Namangan and Fergana regions, the share of Kazakhs is insignificant (less than 0.1 %), which highlights the uneven distribution.

**Population dynamics and migration processes.** The number of Kazakhs in Uzbekistan shows a steady increase from 799 078 people in 2015 to 824 368 people in 2022, despite a negative migration balance in most years. High natural growth compensates for emigration losses, especially in regions with a negative balance, such as Karakalpakstan (–3 422 people in 2022). Tashkent, on the contrary, are characterized by a positive migration balance.

**Ethnocultural interaction and socio-economic role.** Kazakhs actively participate in the cultural and socio-economic life of Uzbekistan, as evidenced by the presence of outstanding representatives of the diaspora among government officials, scientists, artists and other professionals. Interethnic interactions, especially with Uzbeks, are strengthened by historical proximity, linguistic kinship and cultural ties, which contribute to social stability.

**Problems and prospects.** The study revealed problems related to employment in areas with a high concentration of Kazakhs.

**Scientific novelty and practical significance.** For the first time in Uzbekistan, a comprehensive demographic and behavioral analysis was used to study the settlement of the Kazakh diaspora, which opens up prospects for further research in the field of ethnodemography and behavioral geography. The results can serve as a basis for developing public policy aimed at supporting ethnic groups.

An analysis of historical background and modern trends showed that the settlement of Kazakhs in Uzbekistan was influenced by the nomadic way of life, interaction with the Uzbek people, as well as the processes of migration, collectivization and urbanization in the 19th and 20th centuries.

In conclusion, it is necessary to emphasize the importance of taking into account civilizational, geodemographic and migration factors when forming a strategy for the sustainable development of Uzbekistan and ensuring the demographic security of our country.

## REFERENCES

*Abuova J. J.* The Diaspora Factor in Relations between Kazakhstan and Uzbekistan. Eurasian Journal of Academic Research, 2024. V. 4. Iss. 12. P. 194–198 (in Russian). DOI: 10.5281/zenodo.14545913.

*Asfendiyarov S. D.* History of Kazakhstan from Ancient Times. V. 1. Alma-Ata, 1935 (in Russian).

*Beysegulova A.* Analysis of Ethnic Identity of Kazakhs of Kyzylkum (Uzbekistan). Through Economy. Bulletin of History, 2021. No. 2(101). P. 84–90. DOI: 10.26577/JH.2021.v101.i2.09.

*Bissenova A.* The Kazakhs of Uzbekistan: Identity and Migration. Central Asian Survey, 2013. V. 32. Iss. 4. P. 453–467 (in Russian). DOI: 10.1080/02634937.2013.860824.

Ethnic Atlas of Uzbekistan. Tashkent: State Committee of the Republic of Uzbekistan on Land Resources, Geodesy, Cartography and State Cadastre, 2002. P. 39–42.

*Fedorko V. N.* Transformation of the Ethnic Composition of the Population of the Territorial Structure of the Main Nationalities of Uzbekistan in 1989–2019. News of the Geographical Society of Uzbekistan, 2020. V. 58. P. 73–82 (in Russian).

*Fedorko V. N., Yanchuk S. L., Kurbanov Sh. B.* Modern Ethnic Geography of Uzbekistan. Geographical Bulletin, 2020. No. 4. P. 63–79 (in Russian).

*Gurbuz Y. E.* One Migration, Two Different Historiographies: Migration of Uzbeks and Kazakhs in the 15th Century. *Central Asian Affairs*, 2014. V. 1. Iss. 2. P. 321–328. DOI: 10.7827/TurkishStudies.5037.

*Kayumov R.* Genealogical Identities and Pedigrees of Uzbeks. *Current Research Journal of History*, 2023. No. 4. P. 10–15.

*Margulan H. A.* Ancient Culture of Central Kazakhstan. Alma-Ata, 1966 (in Russian).

*Masanov N. E., Abylkhozhin Z. B., Erofeeva I. V., Alekseenko A. N., Baratova G. S.* History of Kazakhstan: Peoples and Cultures. Almaty: Dyke-Press, 2001. P. 89–92.

*Nazarov M. I., Zhumaev H. H., Turdimambetova I. R., Yanchuk S. L., Egamberdieva M. M.* Development of Tourism in Uzbekistan and Cultural-Historical Tourist Resource Potential of Kashkadarya Region. *Journal of Environmental Management and Tourism*, 2020. V. 11. Iss. 4. P. 794–801. DOI: 10.14505/jemt.v11.4(44).02.

*Sergeyeva A., Abdullina A., Nazarov M., Turdimambetov I., Maxmudov M., Yanchuk S.* Development of Cross-Border Tourism in Accordance with the Principles of Sustainable Development on the Kazakhstan-Uzbekistan Border. *Sustainability*, 2022. V. 14. Iss. 19. P. 12–34. DOI: 10.3390/su141912734.

*Togaev A. R.* About the Location of the Kazakhs in the Tashkent Region. *Economy and Society*, 2023. No. 9(112). P. 297–299 (in Russian).

*Tojiyeva Z., Omanova K., Pardayev N., Jaloliddinov N., Musayev B., Khursanov S.* Regional Characteristics in the Dynamics and Location of the Rural Population of the Republic of Uzbekistan. *E3S Web of Conferences*, 2024. V. 491. Art. 04004. DOI: 10.1051/e3sconf/202449104004.